

# WATERSHED STEWARDS

OF CLARK COUNTY

A NEWSLETTER FOR COMMUNITY VOLUNTEERS

VOLUME 4 ISSUE 1

SPRING 2008

## INSIDE THIS EDITION:

**RAIN BARRELS EVERYWHERE. . . . .2**

**PARTNER PROGRAM HIGHLIGHTS . . . . .3**

**SOUTH RIDGE ELEMENTARY PROJECT . . . . .4**

**VOLUNTEER APPRECIATION BANQUET . . . . .6**

**WATERSHED STEWARDS NEWS. . . . .8**

**STORM DRAIN STENCILING. . . . .10**

**FROM THE COORDINATOR . . . . .11**

PHOTO BY  
JENIFER NAAS

# RAIN BARRELS EVERYWHERE!

## HUNDREDS OF RAIN BARRELS MADE IN CLARK COUNTY WORKSHOPS

By Jenifer Naas, Program Coordinator

Clark County residents are excited about rain barrels. Watershed Stewards presented two sold-out rain barrel workshops in 2008. The popular workshop teaches people the basics of rain barrels. Participants



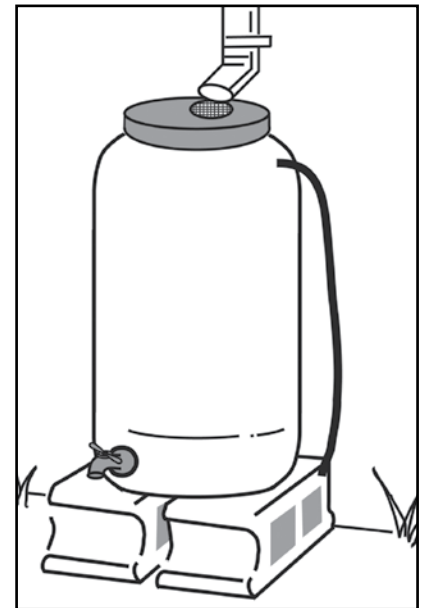
*Participants at the February 9, 2008 Rain Barrel Workshop  
Photo by Jenifer Naas*

learn how to use them, the benefits and basics of single-barrel construction. A \$35 class fee covers all materials necessary for participants to assemble their own barrels. The class covers how to connect multiple barrels and other aspects of water use in the home and around the garden.

Obtaining the right materials makes rain barrel construction easy. Local companies selling 55-gallon drums for use as a rain barrel are listed on the Watershed Stewards website. Be sure the barrel you obtain is food grade, meaning that it previously held something edible. Workshop barrels we offer held soy sauce or sake, and once washed out are safe to store water to put back into your yard. Watershed Stewards also emphasize safety when purchasing a barrel. Find a barrel with a sealed lid to keep out curious children, wildlife, or insects. A sealed lid also

keeps out mosquitoes. Area hardware stores carry typical rain barrel fittings in the plumbing department. Take our fact sheet with you to the store to make sure you buy the right sizes.

Workshop supplies include a pre-drilled barrel. To make your own barrel, drill a large inlet hole into the top. A four-inch hole is large enough for a standard-sized downspout to fit easily inside the hole. Use screen or a grate to catch large debris that might wash off your roof. If you are constructing only one barrel, drill a small overflow hole at the top of your barrel and a hole for the faucet at the bottom. For multiple-barrel construction, consider drilling two holes at the bottom: one for a faucet and a second to connect the barrels together. Multiple barrels can be connected with a small piece of cut garden hose. Position your new rain



barrel on a raised platform or cinder blocks under a downspout and wait for rain. You won't have to wait too long in a rain event to fill your new barrel.

The water can be used for watering your garden, lawn, indoor house plants, keeping your worm bin or compost pile wet, or washing your car (on the lawn of course!).

For more information on rain barrels, check out the website and fact sheet at <http://clark.wsu.edu/volunteer/ws/workshops.html>.

## PARTNER PROGRAM HIGHLIGHTS

### WEST HAZEL DELL NEIGHBORS PLANT WITH FRIENDS OF TREES

By Emily Hill, Friends of Trees

After a tornado hit the West Hazel Dell neighborhood in early January, many homeowners were left with barren yards once full of beautiful mature trees. Thanks to Friends of Trees, West Hazel Dell neighbors were able to purchase \$1 trees to replenish what was lost. Friends of Trees, a Portland-based non-profit, has been planting in Vancouver for years, and so far has brought close to 1,000 trees to the city. However, Saturday March 15th was the first time Friends of Trees planted in Clark County. At this event, 150 community volunteers and West Vancouver neighbors came together to plant 190 trees in eight different neighborhoods. The event was a true success and ended with a huge potluck lunch back at the First United Methodist Church.

Residents living in eligible neighborhoods can order an 8-12 foot tree for a very low price (anywhere from \$1-\$50) subsidized by neighborhood grants and donations. Homeowners then plant their trees with neighbors and other community volunteers under the direction of a Friends of Trees Crew Leader at a Saturday planting. In order to participate in a Friends of Trees planting, a resident must live in a neighborhood that has a Friends of Trees volunteer Neighborhood Coordinator. This individual advertises the planting in their neighborhood, keeps track of homeowner tree orders and inquiries, and helps organize a big Saturday planting event with several other Neighborhood Coordinators from bordering neighborhood associations.

If you are interested in becoming a Neighborhood Coordinator, contact Emily Hill at 360-619-1127 or email [emily.hill@ci.vancouver.wa.us](mailto:emily.hill@ci.vancouver.wa.us). For more information about Friends of Trees visit [www.friendsoftrees.org](http://www.friendsoftrees.org).

### VANCOUVER URBAN FORESTRY PROGRAM

With input from Jessica Antoine, Urban Forestry Outreach Coordinator

The Vancouver Urban Forestry Program operates in the City of Vancouver and Clark County to enhance the aesthetic, environmental and economic benefits that trees provide to residents and visitors. The program provides information and support for Clark County residents through several programs including: tree planting events, the NeighborWoods training series and advice on hiring a professional tree care provider. In 2005, the program completed a tree canopy analysis for the city, and continues to perform research and outreach to increase tree canopy cover in the area. Together with Friends of Trees, the Urban Forestry Program has resources and information to help you restore the urban canopy.

Tree Care Tips from Vancouver Urban Forestry

- Protect your valuable assets! Hire ISA-certified arborists to properly prune your trees without topping.
- Don't top your trees! Topping hurts trees and leads to decay, hazards & increased maintenance.
- Call before you cut! Permits are required for planting, pruning and removal of street trees in Vancouver.

Free tree care info:

[www.cityofvancouver.us/urbanforestry](http://www.cityofvancouver.us/urbanforestry)  
(360) 619-1108



*Students plant trees during Arbor Day 2008.  
Photo courtesy of Jessica Antoine*

## SOUTH RIDGE ELEMENTARY INTERPRETIVE TRAIL

### QUESTION AND ANSWER WITH WATERSHED STEWARD JEANNE SIMON

Watershed Steward Jeanne Simon used her passion for environmental education and knowledge learned through Watershed Steward courses to help build a natural interpretive trail on South Ridge Elementary School property.

*Q: What is the project?*

A nature trail with interpretive signs and activity areas for use by South Ridge Elementary students and teachers. The trail is approximately 1,300 feet long. It is located on school grounds at South Ridge Elementary School in Ridgefield.

*Q: How long have you been working on it?*

The project is now two years in the works.

*Q: What is your vision and what do you want to accomplish?*

I started the project to enrich students and community with an outdoor learning experience creating an awareness and respect for health of our natural world. Teachers use this trail to expand or supplement in-class



*Jeanne Simon*

*Photo by Jenifer Naas*

learning. It gives them a place on school grounds to explore plants, animals and nature and do a variety of different activities, from creative writing to art to science.

*Q: What were some of the challenges?*

Thanks to the support of many community partners, I've had few problems. Thanks to: South Ridge Elementary learning community, The Boy Scouts of America, WSU Watershed Stewards and Ridgefield Wildlife Refuge for support and inspiration.

*Q: What advice would you give to others who might want to construct something similar at their school or business?*

Becoming a WSU Watershed Steward has been a crucial stepping stone for me in starting the South Ridge Nature trail project. Taking the training provided me the guidance and knowledge of Clark County Watershed communities and how these communities interact to sustain healthy watersheds within Clark County. ♻️



*An interpretive trail sign*

*Photo by Jeanne Simon*

The project is nearly complete with permanent waterproof signage, bird houses, and benches along the way so that students may sit and reflect. Jeanne held a work party in March. A Boy Scout Troop and several Watershed Stewards spread gravel and mulch along the trail, installed bird boxes, and did trail maintenance. Jeanne assembled learning kits for use by teachers and hopes to have the trail completed for the upcoming school year.



*Above: The trail in fall 2007 - Photo by Jenifer Naas*

*Below: One of South Ridge Elementary School's groups that use the trail - Photo by Jeanne Simon*



## VOLUNTEER APPRECIATION BANQUET 2008



*Our busy registration table*



*Winners of the ice breaker display their prizes*

On March 6th, 114 Watershed Stewards, Volunteer Water Quality Monitors and guests attended the 2008 Volunteer Appreciation Banquet. This year's Native American theme included a drum and flute duo from Amboy and a presentation by Kate Mueller-Wille, the Cultural Interpreter from the Cathlapotle Plankhouse at the Ridgefield Wildlife Refuge. Watershed Steward Sonya Norton fashioned centerpieces modeled after coastal Indian banquet boxes. The evening included a fun ice-breaker where the first nine people completing the ice-breaker received herb planters donated by Garden Fresh Kids (Boys & Girls Club). During the program, we raffled 33 door prizes donated from our Watershed Stewards and local businesses. The program received \$4,080 in donated door prizes including great prizes from Watershed Stewards Ben Dennis, Terry Schultz and Kim Morris.

The program honored 35 Watershed Stewards for milestones in volunteer hours. Fourteen Stewards completed their 45 hours of payback service in 2007, five Stewards reached 100-hour lifetime volunteer hours, and one Steward – David Page reached 300 lifetime volunteer hours. The program also recognized Stewards who donated more than 45 hours in 2007. A big thank you to all volunteers who contributed to a great year of volunteer service in 2007.



*Blackhawk and Sleeping Crow provide the evening's entertainment*





*Watershed Stewards work on the ice breaker before the banquet*



*WS Dave Page receives his gift for donating 300 hours of volunteer service*



*Watershed Stewards working on the pre-dinner ice breaker*

**Thank you to our donors:**

- Celilo Group Media, Inc.
- Clark County Master Recycler/Composter Program
- Vanveen Bulbs
- Artino's Bakery & Café
- Chelatchie Prairie Railroad Association
- Vancouver Farmers Market
- Outback Steakhouse
- Ridgefield Kayak
- Vancouver Audubon Society
- Garden Fresh Kids (Boys n Girls Club)
- Allen & Allen Power Team
- Lower Columbia River Estuary Partnership
- Portland Spirit
- Five Star Nursery
- US Army Corps of Engineers/Northwest Interpretive Association Bonneville Lock & Dam
- Timberline Lodge
- Seven Seas Scuba
- Starbucks Coffee Company
- Sonya Norton (WS)
- All Star Rafting & Kayak
- Yard 'N Gardenland
- Alder Creek Kayak Rentals
- Kiggins Theater
- Ben Dennis – Fly Rod Ranch
- Wild Oats (Whole Food Market)
- Terry Shulz
- WA Dept. of Transportation
- Community Choices
- Turtle Island Travel and Kim Morris

# WATERSHED STEWARDS

## WATERSHED STEWARDS WORKING IN THE COMMUNITY

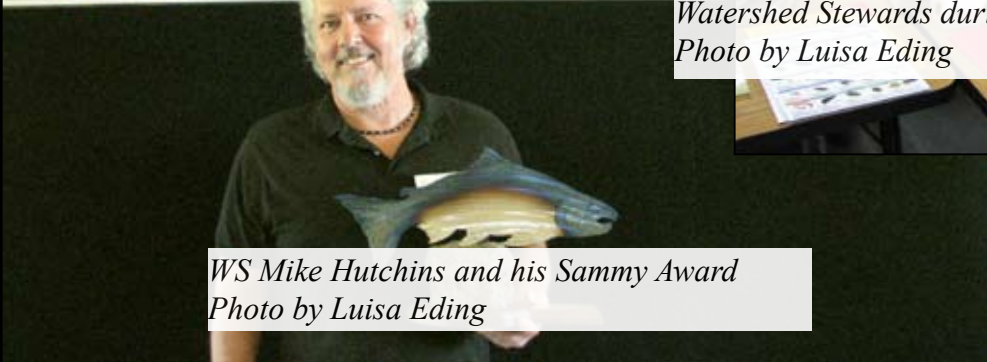

Spring is a busy time for volunteer activities. Stewards participated in many restoration projects January through March along with local partners. Watershed Stewards were out in force, providing outreach information to the public at the many events in April. Thanks to all Watershed Stewards who got out in the Spring to work in the community and better our local watersheds!



*Stewards in training confer on the order of the water cycle  
Photo by Jenifer Naas*



*Watershed Stewards during the fly tying continuing education event  
Photo by Luisa Eding*



*WS Mike Hutchins and his Sammy Award  
Photo by Luisa Eding*



*Above: Watershed Stewards help chip frozen fish during LCFEG's nutrient enhancement event*



*Right: Watershed Steward Ross Pickering releases salmon during a field trip*

*Photos by Jenifer Naas*

## **WELCOME 2008 WATERSHED STEWARDS:**

### **Spring:**

Owen Bacon  
Tamara Briggie  
Denielle Cowley  
Jeff Duval  
Malka Geffen  
Kelly Gilbert  
Edwin Kraft  
Young Leung  
Beverly Loveness  
Paul Macchia  
Kathleen McKellar

Susan O'Hara  
Daniel O'Meara  
Daren Peterson  
Sue Pickering  
Ross Pickering  
Blake Randol  
Tracy Sand  
Mary Todd  
Dale Vasnik  
David Wetchler

## STORM DRAIN STENCILING PROGRAM

### STORM DRAIN STENCILING - ONE DRAIN AT A TIME

#### WSU-Vancouver Cougar Pride Days, April 2008

During the annual Cougar Pride Days spring celebration, campus grounds coordinators invited Watershed Stewards to help faculty, staff, students and community members stencil campus storm drains. Steward Kim Morris gave a quick “how to stencil” at the Watershed Stewards outreach booth. 17 people went on to stencil 74 storm drains on campus. WSU-Vancouver is a lovely campus with acres of natural areas and spectacular views of the mountains.



**Drain Stewardship Anyone?** - Watershed Stewards are ready to assist and can present educational and informational to groups upon request. Steward Tracy Sand (also with Salmon in the Classroom) and Ginger May (WREC) presented hands-on activities to promote watershed and drain stewardship to

Teacher Michelle Robertson’s the 7th and 8th Graders of Frontier Middle School. This class helped to protect Clark County’s clean water by stenciling storm drains in their Heritage Neighborhood in May.

#### Sammy Awards

**May 15th, 2008** ESA’s annual event recognizes individuals, projects or organizations that have made a significant contribution toward salmon recovery in Clark County. York Elementary 5th Grade teachers accepted a Sammy Award on behalf of the classroom students whose 5th Grade exit project on salmon culminated in stenciling over 100 storm drains in their school’s neighborhood in 2007.

*Above: Watershed Steward Kim Morris demonstrates stenciling to WSU Vancouver students*

*Left: Teachers from York Elementary hold the Sammy Award (left to right: Stephanie Land, Amanda Pemberton and Todd Graves)*

*Photos by Luisa Eding*

Contact Luisa Eding at 360-397-6060 x 7705 or [Luisa.Eding@clark.wa.gov](mailto:Luisa.Eding@clark.wa.gov) if you’d

like to learn more about stenciling.



## HAPPENINGS WITH THE STEWARDS

### FROM THE COORDINATOR:

By Jenifer Naas, Program Coordinator

A new year brought lots of activity. Stewards helped out immensely during the busiest months for restoration and education. Cold January weekends started restoration work for tree planting and invasive removal. Restoration work continued to occupy most Stewards until just last month. Stewards worked with Friends of Trees, Lower Columbia Fish Enhancement Group, Clark Public Utilities and our friends at the Ridgefield Wildlife Refuge. This spring, the program graduated 21 new Watershed Stewards after spring training. We have a great group of people out doing work, including five Stewards who spend their days working on the Burnt Bridge Creek Greenway.


I have not yet worked a full year with the program but found myself very busy in April. Earth day fosters a series of events during the entire month. From World Water Day to Earth Day to the Home and Garden Ideas Fair, I kept busy coordinating volunteers to help educate people about our watershed. The most popular topic of discussion was rain barrels. Thanks to dozens of knowledgeable volunteers, we signed up more than 90 people for future rain barrel workshops. We want to thank all the volunteers who donated hours helping spread the word about Watershed protection and hope to see a lot more of you in the future!

### UPCOMING EVENTS

August 1-10: Clark County Fair – We need help filling over 60 time slots during the fair. Please contact Luisa (luisa.eding@clark.wa.gov) to volunteer during the fair. Free admission and parking is yours to help out for four-hour shifts.

September 10-November 12: Watershed Stewards Fall Training – We start the fall training in September and hope to have another full class of people excited about watershed science and educating our community.

If you have time to help out, I have special projects that could use a creative mind. I'm hoping to revise our website (<http://clark.wsu.edu/volunteer/ws/index.html>) and could use some thoughts about the current setup and ideas for a more user-friendly version. We also have a sample "welcome to your watershed" booklet that I'd like to adapt for Clark County residents. This packet might be available through realtors or businesses to introduce people to Clark County Watersheds and what they can do on their own properties. Let me know if you'd like to help create this booklet. Finally, I need someone to help with regular maintenance on our rain gardens at CASEE. They will need maintenance a couple of times a year to keep them looking presentable for use as demonstration gardens. Contact Jen if you'd like to help with any of these special projects. (jenifer.naas@clark.wa.gov)



*Curtain Creek Mitigation Site  
Photo by Jenifer Naas*

# WATERSHED STEWARDS PROGRAM

Jenifer Naas  
Program Coordinator  
360-397-6060 x 7703  
Jenifer.Naas@Clark.wa.gov

Luisa Eding  
Program Assistant  
360-397-6060 x 7705  
Luisa.Eding@Clark.wa.gov

WSU Extension Programs and policies are consistent with federal and state laws and regulations on nondiscrimination regarding race, sex, religion, age, color, creed, national or ethnic origin, physical mental or sensory disability, marital status, sexual orientation, status as a Vietnam-era or disabled veteran. Evidence of noncompliance may be reported through your local Extension office



The Watershed Stewards Program is jointly funded and sponsored by WSU Clark County Extension and the Clark County Clean Water Program and is paid for through Clark County Clean Water Fees.



Clean Water Program

<http://www.clark.wa.gov/water-resources>



<http://clark.wsu.edu>